


USA History



Native Americans

Sept. wk 1

Read aloud Indian stories

Each student read one story aloud and then share with the group: name, tribe, etc. with others.

Read History for Little Pilgrims chapter 8 aloud.

Read Aloud Indian America: A Geography of North American Indians.

Read *The Lily of the Mohawks* from Heroes of God IV pg. 57

Watch Movie: *Last of the Mohicans*

Activity: Apache Scroll or Navajo Sand painting (Pioneer Days p.)
or make model village.



Explorers

Sept. wk 2

Read Land Ho! Card.

Our American Heritage p. 3-17 (Christopher Columbus)

Color *Columbus Coloring Book* pages and then display and read aloud.

History for Little Pilgrims p. 66-73; chapter 9

Florida share about Ponce de Leon and St. Augustine

Show newspaper map of Columbus' voyages.

On World map, label Columbus' voyages and Ponce de Leon's voyages.

Lesson from History pg. 19 Boat in bath tub. Try loads on it. Let it float through a storm. Discuss.

Art:



Jamestown

Sept. wk 3 Our American Heritage p. 19-31 (Captain John Smith)

Read US History Cookbook pages 15-23.

Make collage with foods found in America: (chocolate, vanilla, sugar, corn, potatoes,)

Start Pilgrim Stories first chapters.

Cook the ultimate roasted turkey breast (USHC p. 21) and succotash (AHC pg. 522) and Bake pumpkin pie and cranberry bread.



Pilgrims

Sept. wk 4

Our American Heritage p. 33-39 (Pocohantas)

Read Samuel Eaton's Day and Sarah Morton's Day

aloud.

Map: Draw sea routes on world map. Put Jamestown and Plymouth on world map.

Read Pilgrims stories

Art:

Oct. wk 1

Our American Heritage p. 41-53 (Miles Standish)

Read Three Young Pilgrims

Finish Pilgrim Stories

Plant corn seeds with sardines

Write a letter from a pilgrim to home in England.



Colonial America

- Oct. wk 2** Our American Heritage (Squanto)
Read Keep the Lights Burning, Abby aloud.
Read Kids Discover: Colonial America aloud.
Start braided rug.
Play *Made for Trade*
Color *Colonial Trades Coloring Book*
Make quill pen and ink from berries. Make “old paper” with tear and tearing.
Papyrotamia---paper cut-outs.
- Oct. wk 3** Our American Heritage pg.73-81 (William Penn) or
William Penn from Explorers for God III aloud
Role play William Penn making treaty with the Indians.
Videotape.
Read *Jean Baptist Dusable* from Explorers for God III pg.81
Talk about founding of each colony. Fill in an historical map of 13 colonies.
- Fill in modern USA map. Sing states and capitals song.
Read Finding Providence: Roger Williams aloud
Work on braided rug.
Play *Made for Trade*.
Bake gingersnaps.
Eat chicken pot pies for lunch
Play “skin the cat”, “stool ball”, and “I sent a letter to my lady.”
- Oct. wk 4** Our American Heritage pg. 83-95 (Ben Franklin)
Look at Poor Richard’s Almanak.
Act out Ben Franklin discovering electricity. Videotape.
Discuss French and Indian war. Discuss Salem witch trials.
Fill in modern USA map. Sing states and capitals song.
Read US History Cookbook pg. 25-34
Make powder horn and pouch. Make a three-cornered hat.

Watch Movie: *The Crucible*

Color pages and braid rug while watching movie.

Make clam chowder (AHC pg. 43), baked beans (pg. 527) and boston brown bread (pg.433).

Oct. wk 5 Read If You Lived in Williamsburg in Colonial Times aloud.

History for Little Pilgrims chpt. 10

Read Little Lost Kitten and Bugle, A Puppy in Old

Yorktown aloud.

Fill in modern USA map. Sing states and capitals song.

Discuss The Great Awakening, Wesley, Jonathan Edward, and David Brainard.

Discuss Methodism (societies) and how we use them today.

Act out open-air preaching. Videotape.

Bake snicker doodles.

Work on braided rug.



Revolutionary War

Nov. wk 1 Our American Heritage p. 97-111 (George Washington)
Look at pictures in Life and Times of George Washington

Read If You Lived in the time of George Washington aloud.

Make Chicken Pot Pie.

Work on braided rug.

Work on Liberty Kids Cdrom

Hands on History: vocab words--lg group poster, Cause and Effect

Title page, French and Indian War Lockbook, Proclamation of 1763, and Q & A Flip Book (Taxes).

Bake Martha Washington's Great Cake (AHC pg. 602) and Cherry Pie (pg. 586)

Nov. wk 2 Our American Heritage p.113-125 (Thomas Jefferson)
Read Declaration of Independence.

Read Where was Patrick Henry on the 29th of May aloud


Zack gives Patrick Henry's *Give Me Liberty or Give me Death* speech.

Look at Patrick Henry mini page.
Look at Declaration of Independence
Copy Declaration of Independence on “old paper” made in November
Act out the Boston Tea party. Videotape.
Work on Liberty Kids Cdrom
Hands on History Boston Massacre Time Line Flag, Gravestone from
Crispus Attucks, Boston Tea Party Steps book, and Contrast First
Continental Congress and now.
Make Jefferson’s Minted Peas (AHC pg. 514)
Watch video: *Freedom Is*

Nov. wk 3 Read Sybil Rides for Independence aloud.
Read Sam the Minuteman aloud.
Look at Revolutionary War transparencies.
Work on Liberty Kids Cdrom
Wear three-corned hats, gunpowder horn and pouch. Try Benedict
Arnold’s Secret Code, discuss Continental army classifications and “Get
ready in a minute.”
Hands on History Mini book of Paul Revere’s Ride, Time Line of
Lexington and Concord, Letter from Second Continental Congress.
Act out Paul Revere’s Ride. Videotape.
Play Secret Mission game.

Nov. wk 4 Discuss Articles of Confederation vs. Constitution.
Read *The Constitution of the United States of America*.
Look at Bill of Rights
Read If You Were there when they Signed the Constitution
Read Betsy Ross aloud.
Julianna gives George Washington’s farewell address.
Read I Pledge Allegiance aloud.
Work on Liberty Kids Cdrom
Hands on History: Guide to Bunker Hill, Declaration of
Independence Quiz panels, Mil Matchbooks, and Circlebooks.

Western Expansion/Early 1800s



Dec. wk 1 Lewis and Clark. Read How We Crossed the West: The Adventures of Lewis and Clark aloud.

History for Little Pilgrims chapter 11

US History Cookbook pg. 35-45

Read The Lewis and Clark Exhibition aloud and do: Land Survey, Using a Compass, Dead Reckoning, Mandan Earth Lodge, “Carve a canoe” using heavy pound cake baked in load pans and from ivory soap, Sign Language, Bull Boat.

Draw their travel route on a landform map.

Read *Sacagawea* from Explorers for God III pg. 89

Pioneer Days workbook pages.

Watch movie: *Almost Heros*

Dec. wk 2 Our American Heritage pg.127-139 (Daniel Boone)

Read Hurrah! We’re Outward Bound

Read *Anne Judson* from Heroes of God IV pg. 97

Read US History Cookbook pg. 47-57

Discuss the Alamo. Act it out. Videotape.

Draw a map of Texas. (Drawing: lighting and shading)

Fill in a state map and put all the dates of when each state was granted statehood. Sing states and capitals song.

Pioneer Days workbook pages

Work on Liberty Kids Cdrom

Cook Cornbread (AHC pg. 449) and chili

Watch Video: *Daniel Boone*

Dec. wk 3 Our American Heritage p.141-149 (Noah Webster)

Look at Webster’s Dictionary (then and now) and some of his school books.

Look at *A New Nation is Born* transparencies.

Read Star Spangled Banner card and sing song.

Discuss War of 1812

Read “The Big Cheese” article

Read Paul Bunyan

Read *Peter Cartwright* from Heroes for God IV pg.81

Davy Crockett?
Pioneer Days workbook pages
Read Johnny Appleseed and make apple butter (other Pioneer Days p.59 or AHC pg. 556) and dried apple rings (US History Cookbook pg. 32)
Watch Video: *Paul Bunyan*

Dec. wk 4 Florida History update. California Gold rush. Andrew Jackson.

Read Sightseers: California Gold Rush aloud.

Read US History Cookbook pg. 59-67

Pioneer Days workbook pages

“Pan for Gold”

Art: Christmas art project or wire jewelry or polymer jewelry.



Civil War

Jan. wk 1 Our American Heritage pg.161-171 (Robert E. Lee)

Sing: *Dixie*, *Battle Hymn of the Republic*, *Pick a Bale O' Cotton*, *Cootn Needs Pickin*, *Shuckin of the Corn*

History for Little Pilgrims chapter 12

Read Daily Life on a Southern Plantation

Fill in modern USA map. Sing states and capitals song.

Create coded messages.

Learn flag signals and routines (prepare dance for church)

Read US History Cookbook pg. 69-78

Bake General Robert E Lee Cake (AHC pg. 592) and cook ambrosia (pg. 565), ham with red eye gravy (pg. 505), grits, hot biscuits, plantation green beans (pg. 516).

Watch Movie: *Gone with the Wind*

Jan. wk 2 Our American Heritage pg. 173-183 (Abe Lincoln)

Read If You Lived at the Time of the Civil War

Send morse code messages

Advertise for underground railroad (poster art)

Play with paper dolls (American family of the Civil War). Make up a story and videotape.

Watch video: *The Great Man's Whiskers*

Jan. wk 3 Our American Heritage pg. 185-193 (Clara Barton)

Talk about patient with wound in his stomach.

Read *Sojourner Truth* from Heroes for God IV pg. 89

Read *Dorthea Lynde Dix* from Heroes for God IV pg. 97

Build a stretcher.

Bandage one another.

Bake Parker House Rolls (pg. 438)

Watch movie: *Gods and Generals*

Jan. wk 4 Our American Heritage pg. 205-211 (Louisa May Alcott)


Bake Apple Slump (p.565) Louisa named her house after this yummy desert.

Fill in modern USA map. Sing states and capitals song.

Read Pioneer Days page 1-30 Make Johnnycakes, Knots and Patchwork pictures.

Read Pioneer Days p. 31-56 Play marbles, make woven mat, make homemade soda pop

Watch video: *Little Women*



Wild, Wild West

Feb. wk1 Our American Heritage page. 239-245 (Laura Ingalls Wilder)

Look at The Pioneers pictures.

Read Pioneer Days pg.57-80. Make cornhusk dolls, magic wallet, and roasted pumkin seeds.

Woven dolls (Laura find directions)

Bake blueberry muffins (AHC pg. 446).

Watch video: *Little House....*

Feb. wk 2 Read If You Traveled West in a Covered Wagon

Look at *A New Birth of Freedom* transparencies.

Read “Levi’s Dilemma” article.

Read Pioneer Days p. 81-106. Play checkers, Make silhouette pictures, Stencil, Seminole patchwork, and beanbag target.

Bake bread and strawberry shortcake (AHC pg. 564). Make strawberry jam and churn butter.

Watch Movie: *Tom Sawyer*

Feb. wk 3 Read Buffalo Bill and the Pony Express aloud
Look at Cowboy and Children of the Wild West pictures.
Read Wild West Days pg. 1-56. Design a brand, sourdough starter,
flapjacks, measuring distance, pinwheels and pioneer cap.
“Brand” cattle. (Can Lew help with woodburning?)
Eat chuck wagon beans.
Wear neckerchiefs and cowboy hats--sit over a campfire and sing
cowboy songs.
Sing: *The Old Chisholm Trail, Good-bye Old Paint, Git along Lil
Doggies, My Home’s in Montana, Old Texas.*
Watch movie: *Seven Brides for Seven Brothers* or a John Wayne
Movie (Color USA postage stamp pictures during movie).

Feb. wk 4 Read Gold Spike card.
Read The Railroad aloud.
Read US History Cookbook pg. 79-87
Read Wild West Days pg. 57-106. Woven basket, knot know-how,
bead necklace and straw star.
Read “The Meeting of the Rails” article.
Read The Golden Spike aloud.
Make chop suey, apple pie and coconut pudding (US History
Cookbook)
Sing: *I’ve Been Workin on the Railroad, John Henry, Drill, Ye
Tarrier, Paddy Works on the Railway*
Eat beef jerky and fruit leather for lunch.
Watch movie: *Shanghi Noon* or *Calamity Jane*



Victorian Times

March wk 1 Our American Heritage pg. 213-25 (Booker T
Washington)

Look at Daily Life in a Victorian House.
Color a Victorian picture.
Design calling cards.
Make a cameo.
Make homemade ice cream (AHC pg. 574-575)
Watch movie:

March wk 2 Our American Heritage pg.227-237 (George Washington Carver).

Read “The Man Behind the Statue of Liberty” article.

Read “From Sea to Shining Sea” article and sing *America, the Beautiful*.

Fill in modern USA map. Sing states and capitals song.

Girls stitch a sampler and boys ?

Pressed flower bookmark (Samantha’s Craft book pg. 36)

Read Poetry by Walt Whitman

Watch video: *Pollyanna*

March wk 3 Read Helen Keller and the Big Storm aloud

Look at *America in the Gilded Age* transparencies.

Fill in modern USA map. Sing states and capitals song.

Read US History Cookbook pg. 89-95.

Read Samantha’s Cookbook pg. 1-3, 6-7, 16-17, 30-31, 42-44

Prepare tea foods and have a Victorian Tea.

Make Jelly tart cookies (Anne of Green Gables Treasury page 71)

Bake Lemon/poppy seed muffins or tea bread (pg.93) and make root beer floats.



Early 1900s

March wk 4 Read Age of Edison card. Look at Inventions poster.

Read Kids Discover: Titanic

Read “Mini page: Kids at the turn of the century”

Look at Sears 1908 Catalog and “Look Who’s One Hundred Years Old in 1986” article.

Read Who Said That? Card.

Teddy Roosevelt. Read The One Bad Thing about Father

Paper Airplanes

Make fancy fan (pg. 8) and Glass paperweight (pg. 10) in Samantha’s Craft Book.

Watch video: *Peanuts: The Great Inventors*



World War I

April wk 1 Talk about WWI. Read _____ aloud.
Talk about immigration. Read Dreaming about America:
an Ellis Island Story aloud.

History for Little Pilgrims chapter 13


US History Cookbook pg. 96-97. Make noodle koogle.

Talk about plastic.

Plastic shrinkie dinks.

Make paper snowflakes from paper plates (pg. 22) and Candy crystals (p. 23) and silhouettes (pg. 24) from Samantha's Craft Book.

Watch movie: *Sargeant York*



Roaring Twenties / The Great Depression

April wk 2 Read Kids Discover: The Roaring Twenties

Write a two word poem.

Fill in modern USA map. Sing states and capitals song.

Read US History Cookbook pg. 99-107. Make Caesar salad and citrus sundae and bread pudding.

April wk 3 Read excerpts from We Had Everything but Money

Read US History Cookbook chapter 10.

Make barley soup, macaroni and cheese and depression cake.

Fill in modern USA map. Sing states and capitals song.

Watch movie: *The Waltons* or *The Sting*



World War II

April wk 4

Read The Yellow Star

Read Kids Discover: WWII

Sing: *When Johnny Comes marching Home, Goober Peas, The Caisons, Marine's Hymn, Anchors Aweigh*

Write a Sanryu and Diamante poem.

Make a periscope. Reconnaissance. Code breaking.

Make a ration.

Read US History Cookbook chapter 11.

Make sloppy joes

Watch video: *The Sound of Music*

May wk 1

Read excerpts from We Pulled Together and Won

Read "The Longest Day" article from Focus on the Family.

Write a Scripture poem

Read Square Meals "Victory Dinner" section pg. 198-245. Make dried chipped beef on toast, tuna noodle casserole, a war ration cake, jello salad, and victory garden vegetable tray with onion soup mix dip.

Watch movies: *The Hiding Place* and *Operation Petticoat*



The Forties, Fifties and Sixties

May wk 2

Look at This Fabulous Century: 1950-1960

Field Trip to 50s and 60s.

Read US History Cookbook pg. 129-139. Make your own TV dinners.

Read Square Meals "The Cuisine of Suburbia" pg. 253-319. Make hamburgers, French fries, cherry cokes and malted milk shakes diner style.

Watch movie: *Grease* or *MASH* reruns or *I Love Lucy*



1970-2004

May wk 3

Field Trip to 70s and 80s and 90s.

History for Little Pilgrims chapter 14

Read "Creating a Cooler Condition" newspaper article.

US History Cookbook pg. 141-151. Make granola and zucchini bread, quiche and green beans amandine.

Color stamp picture.

Write a sense poem.

Watch movie: *13 Days* or *All the President's Men* or *Dr. Strangelove*

May wk 4

Look at The Best of LIFE

Talk about Ronald Reagan

US History Cookbook pg. 153-162

Create a stamp for historical event in this time period.

Braided friendship bracelets.

Watch movie: *Hunt for Red October*

May Wk 5

Presidents posters and info. Chief justices poster.

Complete famous American biography.